

FIRST TIME RIGHT BEYOND IMAGINATION



Canon

PRISMA
guide XL



CREATE BREATHTAKING PRINT APPLICATIONS

As a Large Format Graphics Print Service Provider you are constantly looking for new ways to expand your product and services offering without the need for operators to master complex design software. You also would like to respond quickly to enquiries, provide accurate quotations and delivery times.

At the same time, you face the challenge of finding ways to increase efficiency in prepress. This is not only in order to save time and money, but also to be able to produce samples and shorter print runs cost effectively.

Save time and money

Design and preview multi-layered and double-sided print jobs using predefined PRISMAguide XL recipes for ready-made solutions. Work smarter and save time and money in prepress by printing first time right.

Increase efficiency

Automate prepress tasks and speed up jobs by reusing proven recipes. Reduce job preparation time: PRISMAguide XL delivers printable data directly to the print queue of your Arizona and/

or Colorado. Create patterns for a variety of print applications, including print-and-cut workflows and wallcovering print applications, using simple step & repeat functionality.

Open up new business opportunities


Diversify your business by creating high-value graphical print applications and produce high-quality samples to attract new customers and projects.

PRISMAguide XL is a powerful and easy-to-use design and workflow management application for Large Format Graphics Print Service Providers and industrial printing companies.

→ **Automate and simplify** advanced print job preparation, including multi-layered and double-sided print applications, so that print files are ready in an instant.

→ Benefit from the **intuitive prepress software** that stores the recipe for the print-ready file, enabling similar future jobs to be prepared more quickly and easily time after time, for long-term production efficiencies.

→ PRISMAguide XL assists in the design, prepress and **first time right production** of advanced, high-value applications.




INCREASE YOUR PREPRESS EFFICIENCY

As designers and Print Service Providers you are looking for ways to create high-value applications in an instant. Capture your preferred print settings and simplify complex jobs to save time and money in pre-press. And print first time right.



Matte and gloss applications



Multi-layered applications



Textured applications

Easy recipes and hot-folders

- Compose complex multi-layer jobs intuitively, so that print files are ready in an instant
- Create your application and store prepress and print settings in a recipe for easy reuse
- Save time and labour with hot folders linked to a recipe
- Save time and labour with hot folders linked to a recipe: simply drop a job in a hot folder and the recipe is applied
- Enjoy Canon-designed recipes to repeat and modify print applications instantly and error-free

Smart Sampling

- Create test samples quickly and easily using smart sampling, to find optimal print settings when creating recipes for complex or critical jobs
- Compose multiple cropped and uncropped samples with different print settings that are then printed as a single job
- Select the preferred sample, automatically choosing the optimal settings for the final job and store in a recipe with a single mouse-click

One-off prints and repetitive print jobs

- Realize high-value applications faster by composing, storing and re-using multi-layer application recipes
- Deploy powerful ONYX Thrive and Caldera features such as Quicksets, Media profiles, and Print Mode selection on a print layer basis
- Adjust the layered structure and print settings for each layer to optimise the print recipe
- Align layers (centre – bottom/top – left/right)

Unlock new applications

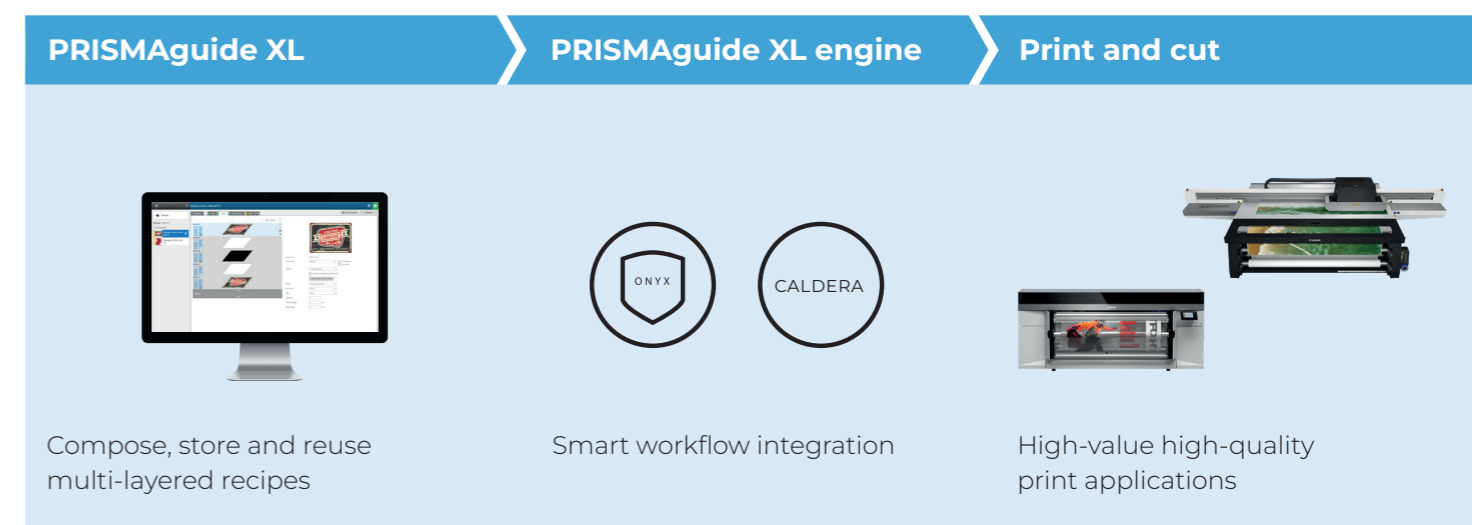
- Create tactile-feeling or embossed look-and-feel print applications
- Printed with UVgel on Colorado with FLXture

Intelligent nesting of odd-shaped files

- Print unusual-shaped files with true-shape intelligent nesting
- Enjoy What You See Is What You Print (WYSIWYP) 3D previews to avoid costly mistakes and waste

Smart integration

- The integration with ONYX Thrive offers a scalable solution for workflow automation, giving you fast file rotation and enhanced consistency across printers
- The integration with CalderaRIP workflow to drive multiple R2R printers with an efficient print and cut workflow
- Automated print and cut workflows using Canon's ProCut Prepress software to drive advanced freeform nesting and cutting solutions



PRINT FIRST TIME RIGHT

PRISMAguide XL is part of the PRISMA XL Suite and makes your workflow one smooth process. Stay in control by combining multiple production steps into a unified visualised print production process. This saves time, eliminates the need for extensive operator training, and reduces costly errors.

Grow your business with the self-learning capability of PRISMAguide XL, as you can design – and then repeat – complex, multi-layered print projects, using proven recipes as well as by creating your own.

Supported Colorado printers

- Colorado M-series
- Colorado 1650
- Colorado 1630
- UVgel Wallpaper Factory
- UVgel Packaging Factory

Supported Arizona printers

- Arizona 135 GT
- Arizona 1200 series
- Arizona 1300 series
- Arizona 1300 FLXflow
- Arizona 2200 series
- Arizona 2300 FLXflow
- Arizona 6100 series
- Arizona 6100 Mark II series



CREATE IMPACT BEYOND IMAGINATION

In Large Format Graphics, we want to deliver unrivalled and inspiring print applications every day. We want to be better, faster and more creative. Every day we are looking for ways to let our applications stand-out. The selected printer tools are designed and tailored to optimize the performance of a diverse range of Canon printers.



PRISMA XL Suite is your set of workflow software solutions for Large Format Graphics

- ✓ Create breathtaking output
- ✓ For designers and Print Service Providers
- ✓ Intuitive, easy-to-use with higher flexibility
- ✓ Workflow automation with increased added value



PRISMAelevate XL is easy-to-use software application that enables Large Format Graphics designers and Print Service Providers (PSPs) to create tactile print applications and produce outstanding-quality elevated prints up to 4 mm on Arizona printers.



PRISMAguide XL is a powerful and easy-to-use design and workflow management application to automate and simplify advanced print job preparation, including multi-layered and doublesided print applications on Colorado and Arizona printers so that print files are ready in an instant.



PRISMAremote Monitoring is a printer tool to monitor your print operation remotely. The app provides a real-time status of print jobs and tells what action is needed to keep running 24/7.



PRISMAservice helps to provide faster, more efficient and more effective customer support by integrating a wide range of Canon service tools in one unified portal. For Canon's Service and Support organisations servicing partners and self-servicing customers.

© 2024 Canon Production Printing. Canon is a registered trademark of Canon Inc.. PRISMA is a registered trademark of Canon Production Printing Netherlands B.V.. Adobe, Adobe Photoshop and Adobe Illustrator are registered trademarks or trademarks of Adobe Incorporated. Thrive is a trademark of Onyx Inc. All other trademarks are the property of their respective owners and hereby acknowledged. No part of this publication may be copied, modified, reproduced or transmitted in any form or by any means, electronic, manual, or otherwise, without the prior written permission of Canon Production Printing. Illustrations and printer output images are simulated and do not necessarily apply to products and services offered in each local market. The content of this publication should neither be construed as any guarantee or warranty with regard to specific properties or specifications nor of technical performance or suitability for particular applications. The content of this publication may be subject to changes from time to time without notice. Canon Production Printing shall not be liable for any direct, indirect or consequential damages of any nature, or losses or expenses resulting from the use of the contents of this publication.

The Canon logo, consisting of the word "Canon" in a bold, red, sans-serif font.

Canon Production Printing
cpp.canon
English edition